



# Interactive presentations

Sanja Jedrinović

*University of Ljubljana*



Center for the use of ICT  
in pedagogical process



What do we mean  
with interactive  
presentations?

Let's start with the activity.


<https://www.menti.com/3yh5i8hery>

CODE:  
97 16 28 5



# Why interactive presentations?

- to foster engagement in class
- to collect real-time input from students
- to turn class knowledge or opinions into insights for students
- benefits such as increased student attention, class enjoyment, and deeper learning



# Tools for interactive presentations creation

## **In combination with PPT**

- Mentimeter
- Kahoot
- Slido
- Google/Microsoft Forms

## **As a standalone application**

- Zoom, BBB, MS Teams, Webex meetings
- Nearpod
- Quizizz
- H5P
- Moodle lesson





# MENTIMETER

- Word clouds, multiple choice questions, open-ended questions, Q&A questions, survey questions, quizzes, games, rankings, sorting...
- The presentation can be shared in real time.
- Students can solve it on their devices.
- Solutions are displayed on slides, the obtained data can be saved in the form of a pdf document or image.

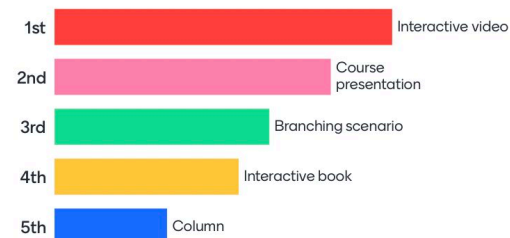
Kakšnih delavnic ste se sami udeleževali?  Kaj vas je pritegnilo za udeležbo?

Tehnološke delavnice... pritegnil me je končni izdelek	IKT	Želja da bi me v moji mladosti kdo to naučil/ pokazal
LEGO Mindstorms, Projekt 404 (delavnica programiranja, izdelava projekta po želji)	Filmske in animacijske delavnice. Zanimiva promocija in predstavitev vsebine (aktualne vsebine, priporočilo profesorjev)	Delavnic javnega nastopanja, podjetništva, industrijskega oblikovanja, fotografije ... Pritegnilo me je zgolj moje zanimanje. Ali pa sem bil plačan, da sem tam. :)
Tecaja robotike v srednji soli, kjer me je pritegnilo zanimanje za robote. Startup vikend v Celju. Splošno zanimanje	Sam sem se udeleževal delavnic s tematiko multimedije in robotike. Pritegnilo me je zanimanje za tedni področji.	Nekaj, kar bi nam prav prišlo potem na poklicni poti.

Why MOOC?



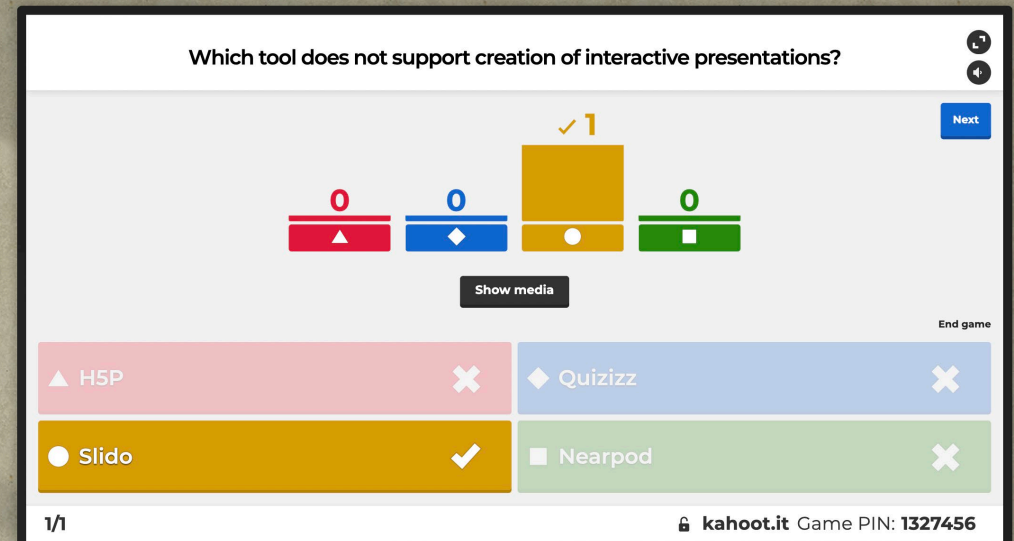
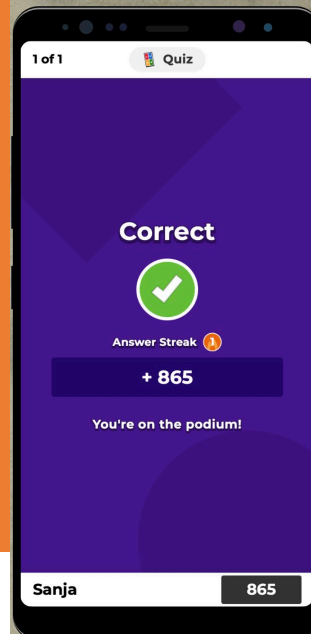
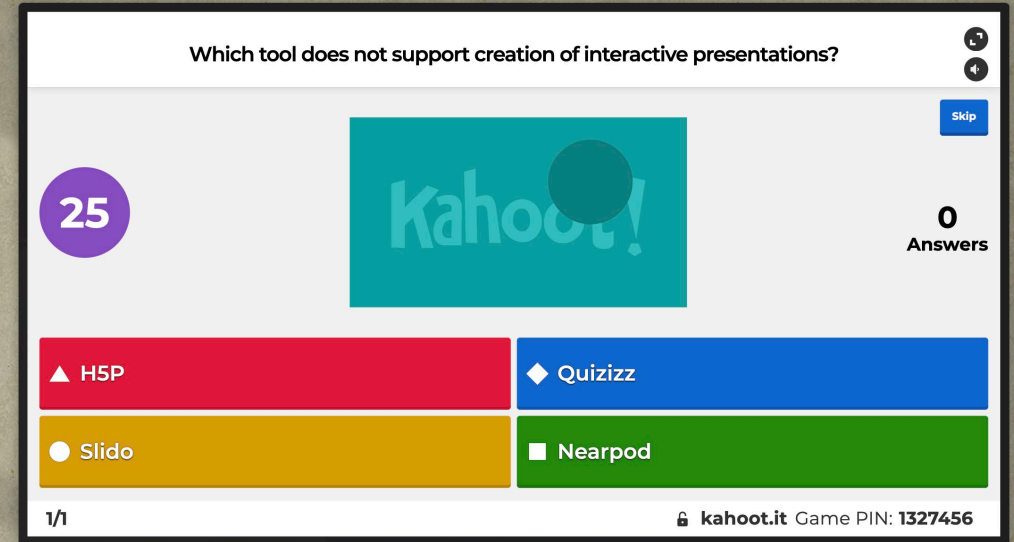

Rank the following content types in order of preference.






# KAHOOT

- Easy to use
- Multiple choice and true/false questions
- Includes elements of gamification





## QUIZIZZ

- Easy to use
- 5 different question types (voting, open-ended QT etc.)
- Import different content (powerpoint slides)
- Different modes of playing (homework, student paced, teacher paced)
- Reports about student work

Ali ste že izdelali kakšno gradivo s katerim izmed orodij, ki so naštetá spodaj? Označite tiste, s katerimi ste že ustvarjali vsebine.

lorad

Kahoot

Wordwall


Quizizz

Genially

Kako bi uporabili orodje lorad? Delite z nami svoje ideje, zamisli ali pomisleke pri uporabi.

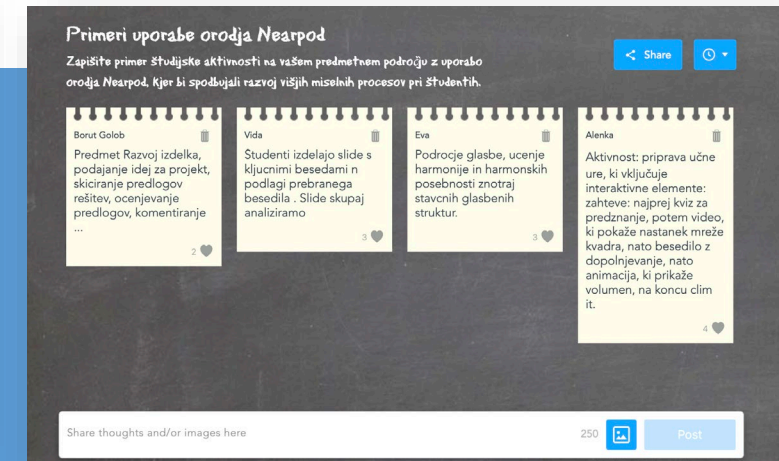
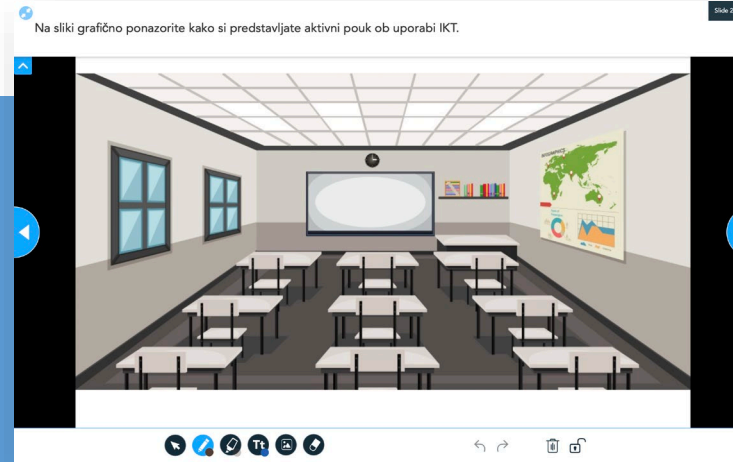
Write your response...





# NEARPOD

- We can create different content types and collaborative activities
- Different modes of presentation
- Interactive reports



Ali poznate orodje Nearpod? Ali ste že ustvarjali vsebine z njim in ga uporabljali v študijskem procesu?

A. Z orodjem sem seznanjen/a, a z njim nisem ustvarjal/a vsebin.

B. Orodje že poznam in sem z njim že ustvarjal/a vsebine.

C. Orodje že redno uporabljam v študijskem procesu.

D. Orodja ne poznam, ampak se želim z njim bolje seznaniti.

Katere izmed predstavljenih vsebin (Slide, Slideshow, Sway, Video, Audio, Nearpod 3D) se vam zdijo najbolj uporabne za vaše predmetno področje? Zakaj?

Ready? Enter your answer here.





# Thank you for attention!

## Any questions?

Contact:

[sanja.jedrinovic@uni-lj.si](mailto:sanja.jedrinovic@uni-lj.si)

[digitalna@uni-lj.si](mailto:digitalna@uni-lj.si)

