



2021

# MINUTES

## WP 1 STATE OF THE ART ON MARITIME ENVIRONMENTAL PROTECTION AND MANAGEMENT

### DEV 1.1 OVERVIEW OF MSC PROGRAMS IN FIELD OF MEP&M AT EU HEIS

The meeting was organized by the University of Ljubljana

**Development of Regional Joint Master Program in Maritime Environmental  
Protection and Management – MEP&M**

Project no. 619239-EPP-1-2020-1-ME-EPPKA2-CBHE-JP

**Online Meeting  
Overview of MSc programs in field of MEP&M at EU HEIs (WP1)**

**April 29, 2021**

**Organized by: University of Ljubljana, Slovenia**

**List of Participants**

1. Danilo Nikolić, University of Montenegro, Faculty of Maritime Studies Kotor
2. Radmila Gagić, University of Montenegro, Faculty of Maritime Studies Kotor
3. Maja Škurić, University of Montenegro, Faculty of Maritime Studies Kotor
4. Miodrag Zarubica, University of Montenegro
5. Ana Pešić, University of Montenegro, Institute for Marine Biology
6. Ana Babović, University of Montenegro, Faculty of Maritime Studies Kotor
7. Aurela Cara, Aleksander Moisiu University Durres
8. Kristofor Lapa, University of 'Ismael Qemali' Vlora
9. Marko Papić, University of Ljubljana, Digital University Center (CDiUL)
10. Sanja Jedrinović, University of Ljubljana
11. Katarina Vrhovec Celarec, University of Ljubljana
12. Vida Zorko, University of Ljubljana
13. Damijana Keržič, University of Ljubljana
14. Srdjan Redzepagic, Université Côte d'Azur
15. Christophe Mocquet, Université Côte d'Azur
16. Juliette Gilloteaux, Université Côte d'Azur
17. Eric Nasica, Université Côte d'Azur
18. Alfredo Fernández Enriquez, University of Cadiz
19. Tomor Harizi, General Maritime Directorate
20. Brunilda Coti, General Maritime Directorate
21. Lorenc Rexhepaj, General Maritime Directorate
22. Lidija Šćepanović, Nature and Environmental Protection Agency
23. Ivana Mitrović, Nature and Environmental Protection Agency
24. Marko Radović, Nature and Environmental Protection Agency
25. Milena Bataković, Nature and Environmental Protection Agency

## Development of Regional Joint Master Program in Maritime Environmental Protection and Management – MEP&M

Project no. 619239-EPP-1-2020-1-ME-EPPKA2-CBHE-JP

### Online Meeting

#### **Overview of MSc programs in field of MEP&M at EU HEIs (WP1)** **Demonstration and study visit: Digital learning at the University of Ljubljana** **April 29, 2021**

#### Agenda

- |                      |   |
|----------------------|---|
| <b>12.00 - 12:10</b> | <b>WP1 Lead partner: Official opening</b><br>Srdjan Redzepagic  |
| <b>12.10 – 12.25</b> | <b>WP1/DEV 1.2: Institutional support – Presenting Digital University Center</b><br>Marko Papić, University of Ljubljana  |
| <b>12.25 - 13.00</b> | <b>WP1/DEV 1.2: Video and interactivity in digital learning</b><br><i>Remote and Hybrid video lectures</i><br>Marko Papić, University of Ljubljana<br><i>Interactive presentations</i><br>Sanja Jedrinović, University of Ljubljana<br><i>Discussion</i>                      |
| <b>13.00 - 13.50</b> | <b>WP1/DEV 1.2: Active participation of students</b><br><i>Creating interactive learning materials with H5P</i><br>Tadeja Nemanič, University of Ljubljana<br><i>Collaboration and co-creation with ICT</i><br>Sanja Jedrinović, University of Ljubljana<br><i>Discussion</i> |
| <b>13.50 - 14.40</b> | <b>WP1/DEV 1.2: Practical work</b><br><i>Remote laboratory work – case study</i><br>Marko Papić, University of Ljubljana<br><i>Online practical work</i><br>Sanja Jedrinović, University of Ljubljana<br><i>Discussion</i>  |
| <b>14.40 - 15.00</b> | Break   |
| <b>15.00 - 15.50</b> | <b>WP1/DEV 1.2: Knowledge assessment</b><br><i>Knowledge assessment in LMS Moodle</i><br>Sanja Jedrinović, Tadeja Nemanič, University of Ljubljana<br><i>Using proctoring systems – SafeExam case study</i><br>Marko Papić, University of Ljubljana<br><i>Discussion</i>      |
| <b>15.50 - 17.00</b> | <b>Q&amp;A session, Conclusions and Meeting closure</b>   |

## REPORT ON THE MEETING

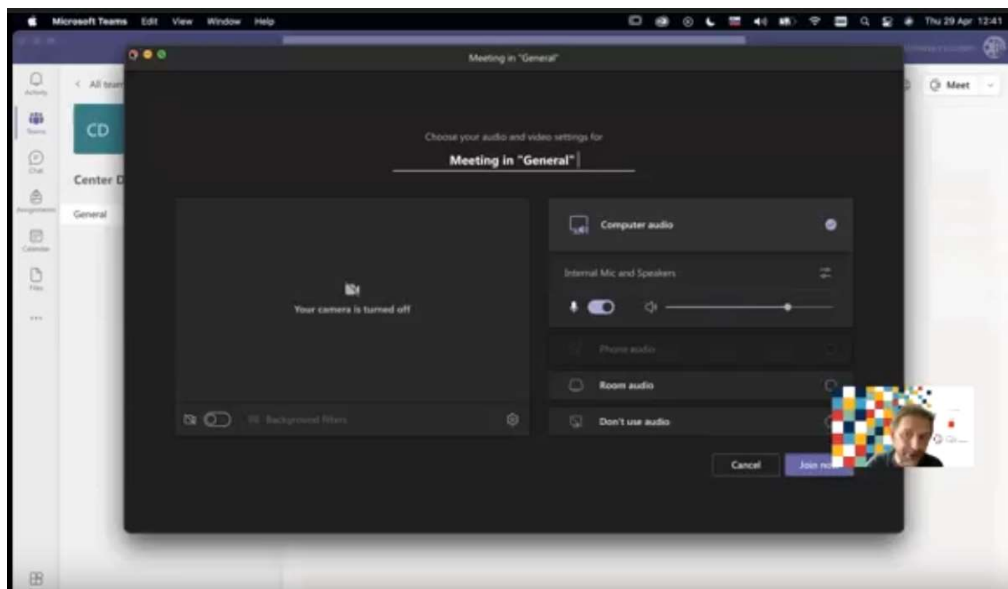
### WP1 Lead partner: Official opening

Prof. Dr. Srdjan Redzepagic from the Université Côte d'Azur as a lead institution of WP1 officially opened the meeting and welcomed all participants. He emphasized the good cooperation from the beginning of the project implementation.

### WP1/DEV 1.2: Institutional support – Presenting Digital University Center

Marko Papić from the University of Ljubljana (UL) gave the presentation on the Digital learning presenting institutional support provided by the Digital University Center of UL. He explained the academic organization, support, critical activity, and separate organizational entity Digital University Center (CDiUL).

Web based online training and dissemination were presented including pedagogical consultations, R&D activities, UL unified learning environment, and collaborative tools and MM repository.



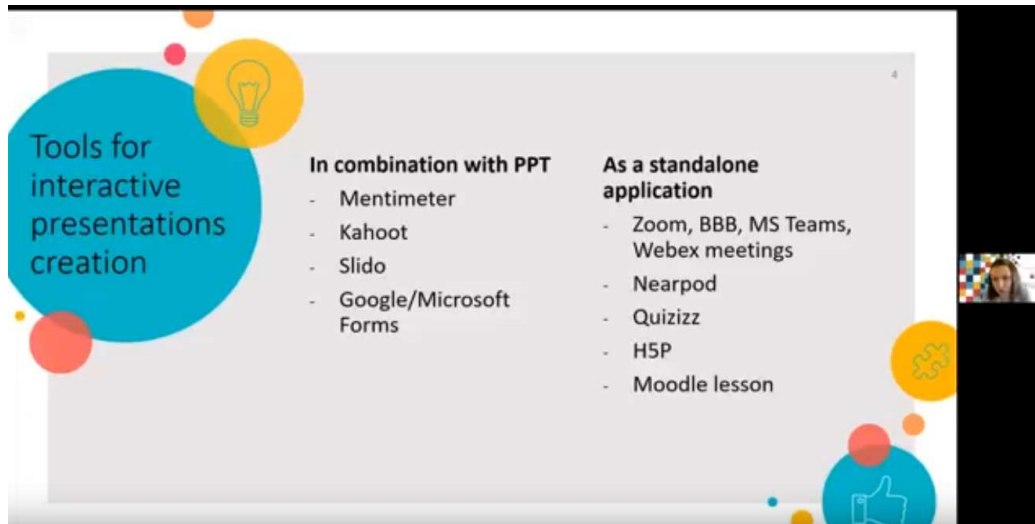
Prof. Kristofor Lapa from the University "Ismail Qemali" Vlore asked about the courses in English. Katarina Vrhovec Celarec said that the study programs are not fully in English yet at the UL.

### WP1/DEV 1.2: Video and interactivity in digital learning

Marko Papić from the UL gave a presentation on Remote and Hybrid video lectures. He talked about the videoconferencing systems at the UL, integration for better user experience, and real cases presentations. The emphasis is on the pedagogical process performance, hybrid lectures, practical and laboratory work. The UL is using Zoom and Microsoft Teams (Mr. Papić presented the application of the Teams). A local product MiTeam at one UL member has been developed and presented here. It has been used a lot during the COVID-19 crisis. Moodle is connected with all three applications here given.

Video use three cases at the UL were presented together with the options for having lectures online. At the end, he gave a few words on the multimedia equipment (bundle).

Sanja Jedrinović from the UL talked about Interactive presentations. She shared a Mentimeter link for joining the participants into the answering the question: “What do we mean with interactive presentations?”.



The work of Mentimeter is presented. Next tool given here is Kahoot where Mrs. Jedrinović spoke about its performance. Quizizz was also presented as a useful tool with 5 different question types. Nearpod platform can be used for collaborative activities, different modes of presentation and interactive reports. Its functionalities are specified. Mrs. Maja Škurić from the University of Montenegro asked for the licenses - additional functionalities need to be paid, but the basic versions are always free.

### WP1/DEV 1.2: Active participation of students

Tadeja Nemanič also from UL introduced a presentation on Creating interactive learning materials with H5P.



A connection with Moodle and WordPress can be made. Teachers can monitor students' progress. It has the same functionalities as a Moodle. Interactive presentation of learning content together

with course presentation, interactive video, Agamotto, and Image hotspots can be done with H5P. Generally, H5P is good for a self-evaluation, repetition and consolidation of knowledge. Students can use a lot of benefit.

Mrs. Nemanič talked about adaptive learning (branching scenario, virtual tour), gamification (flash cards, memory game), project-based learning.

Sanja Jedrinović (UL) continued with Collaboration and co-creation with ICT. First, she explained the term collaborative learning which is an educational approach to teaching and learning that involves groups of students working together to solve a problem, complete a task, or create a product.



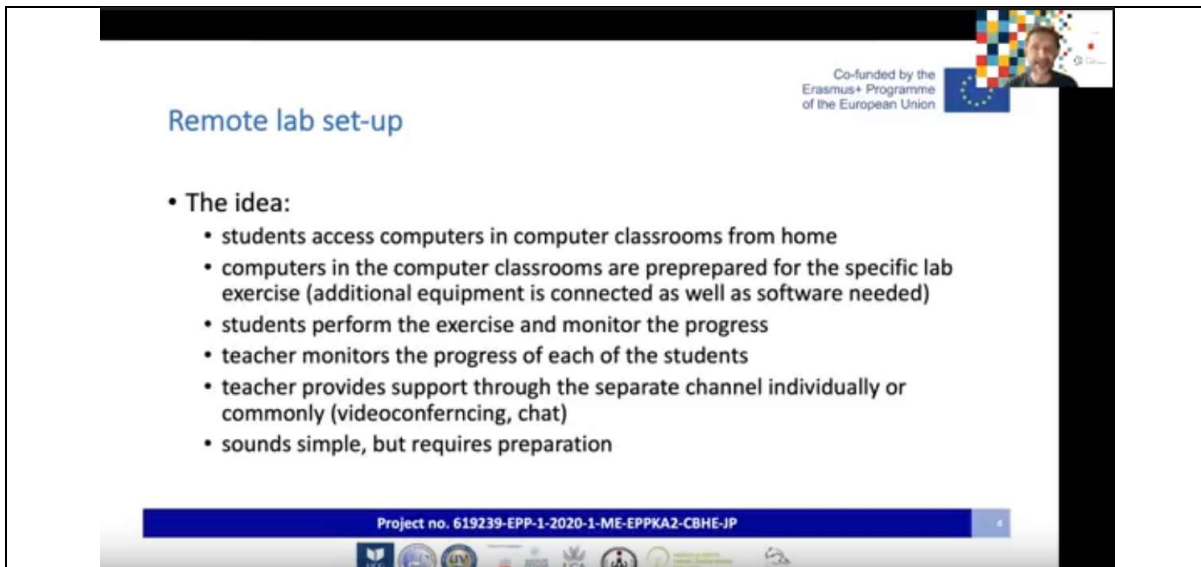
She explained the functionality and educational level of Padlet. The free version has the limited capacities and possibilities. She used a Moodle and tested the classroom with a poste related to Padlet where she prepared the initial activity. She did not experience any difficulties in using Padlet. Mrs. Jedrinović recommends a Padlet for teachers and students. Interpersonal communication enables many-to-many interaction. At the end, she presented examples of ICT (IPC), computer-supported collaborative work (CSCW), computer-supported collaborative learning (CSCL) used also for persons with disabilities.

### **WP1/DEV 1.2: Practical work**

After the coffee break, Marko Papić (UL) presented Remote laboratory work – case study. The presentation is consisted of Remote laboratory work – Covid challenge, and presentation of the use case at the Faculty of Electrical Engineering.

The challenge: overcoming physical distance; collaboration & communication as well as support to students in real time. The steps were: remote lab set-up, initial set-up for students (using TightVNC program), accessing specific computers in the classroom, communication with the students (Zoom, Teams or MiTeam), lab exercise performance.

Mr. Papić emphasized that they have already collaborated with the Faculty of Maritime Traffic from Portorož about the software for practical work, simulations, so it is interesting to connect with them.



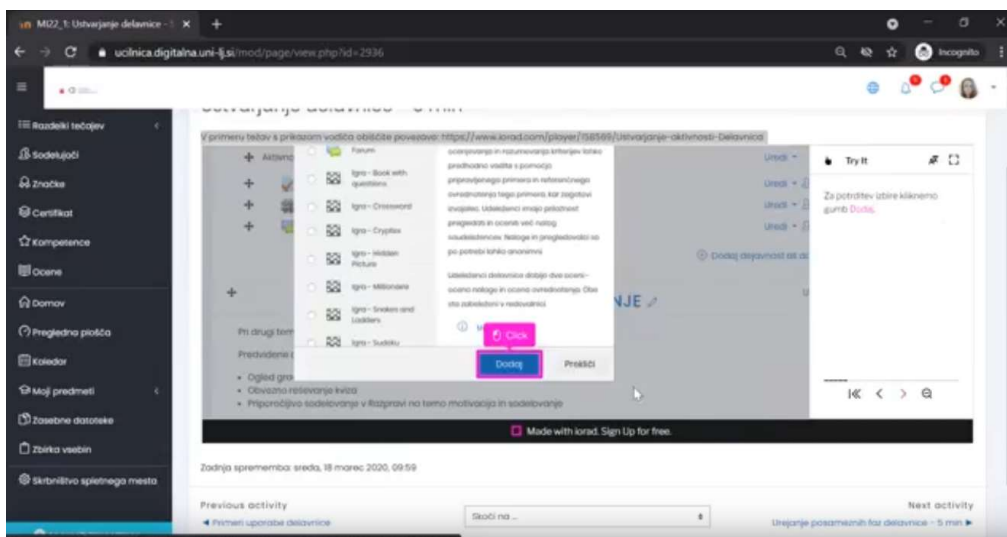
**Remote lab set-up**

- The idea:
  - students access computers in computer classrooms from home
  - computers in the computer classrooms are prepared for the specific lab exercise (additional equipment is connected as well as software needed)
  - students perform the exercise and monitor the progress
  - teacher monitors the progress of each of the students
  - teacher provides support through the separate channel individually or commonly (videoconferencing, chat)
  - sounds simple, but requires preparation

Project no. 619239-EPP-1-2020-1-ME-EPPKA2-CBHE-IP

Sanja Jedrinić (UL) spoke about conducting online practical work (ICT supported microscopy, working with different sensors, 3D print, E-portfolios, interactive videos, physical computing, mobile applications, etc.).

She started with simulated scenarios including interactive videos/materials (H5P interactive videos, Edpuzzle interactive videos, Iorad videos/interactive materials). Mrs. Jedrinić shared the example for exchanging teaching materials created in Iorad integrated with Moodle.



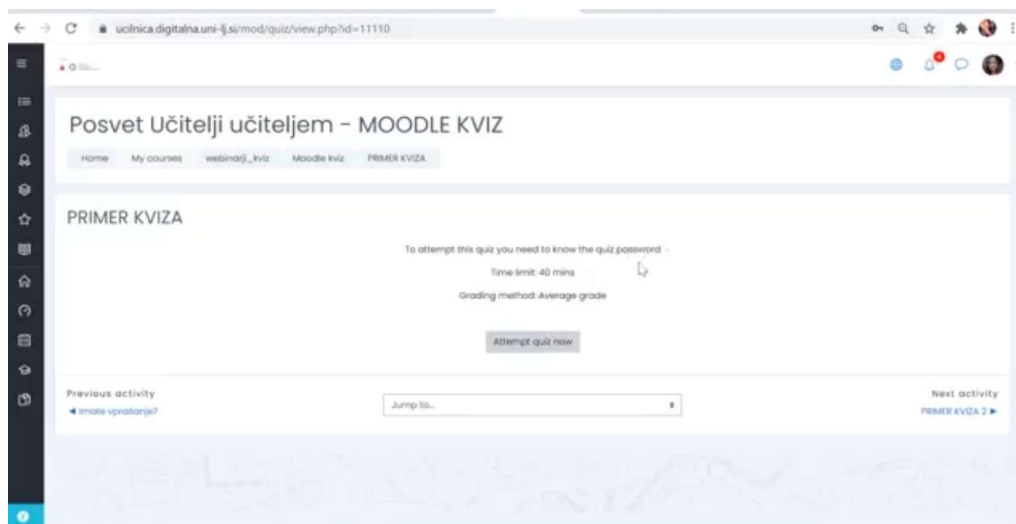
The screenshot shows a Moodle course page for 'Učelnica digitalna.uni-lj.si'. The main content area features an Iorad interactive video player with a list of activities on the left, including 'Igora - Book with questions', 'Igora - Crossword', 'Igora - Cryptic', 'Igora - Hidden Picture', 'Igora - Millionaire', 'Igora - Snakes and Ladders', and 'Igora - Sudoku'. A 'Try It' button is visible on the right side of the player. The interface also shows a navigation menu on the left and a 'Previous activity' section at the bottom.

Second part of the presentation is virtual tours. Then branching scenarios/Moodle lesson are given. CDiUL organizes courses for teachers. She emphasized the project and problem based (collaborative) learning. The functionalities of Moodle and MS Teams and other collaborative tools that can be used in the MEP&M project have been presented. Immersive course content, professional kits and equipment, collaboration with different experts' part are also given here with advantages and benefits of using.

Marko Papić shared experience with the Statistical Office from Ljubljana about their use of collaborative platforms.

## WP1/DEV 1.2: Knowledge assessment


Sanja Jedrinoviće and Tadeja Nemanič (UL) had a presentation entitled: Knowledge assessment in LMS Moodle. Mrs. Jedrinović began with the formative vs. summative assessment learning process. Few words on students' assessment issues have been presented with the question of the evaluation of students. She presented the advantages of Online Quizzes (example of Moodle Quiz). Mrs. Jedrinović gave a practical example on the Moodle quiz and online examination process.



The other activity of Moodle is presented by Mrs. Nemanič (Moodle Assignment). The steps for computer assisted assessments are given. She emphasized the issues that need to be considered: security, interactivity, equity, hands-on-labs, and teamwork assessment.


Marko Papić (UL) talked about Using proctoring systems – SafeExam case study for avoiding cheating on the exams. The software used for these needs is proctoring system (likewise Exam.net).

Co-funded by the  
Erasmus+ Programme  
of the European Union



### Exam.net at UL

- UL has licenced all teachers in all UL members to be able to use Exam.net for final examination
  - Teachers logon with their digital identity
  - Students do not need to input any specific credential. They access the exam by using the exam key provided by their teacher
- Using web browser only is sufficient
  - In case of the need for higher security, Safe Exam Browser (SEB) is needed for Win users, Exam.net application for Mac users



He showed the practical example of proctoring system. Safe environment is the next topic discussed (protocols for writing exams). Exam.net has two levels of security and settings. There are low and high level including videoconferencing tool for monitoring (optional). Exam.net can lock down all computer applications.



The description of teachers using Exam.net is provided in the presentation. There are few steps:

- develop and preparation of the exam,
- monitor progress,
- mark the exam results outside of the Exam.net.

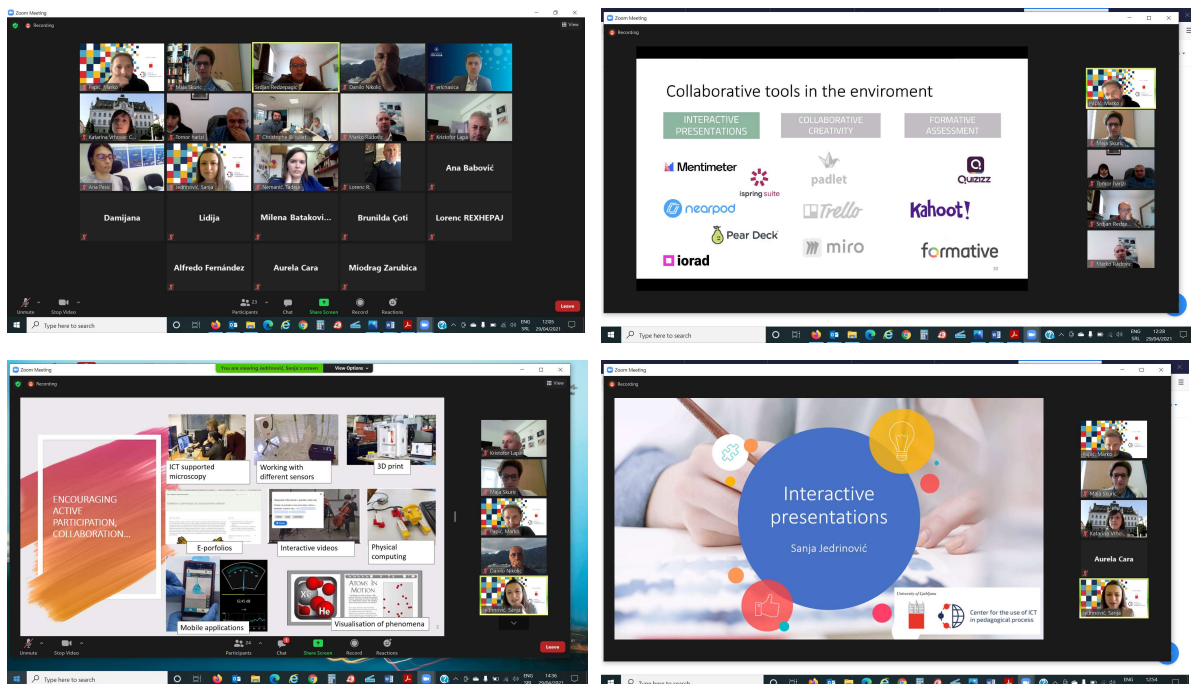
Mr. Papić showed the example of using proctoring system within Exam.net.

### Q&A session, Conclusions and Meeting closure

Maja Škurić (UoM) congratulates the UL team on the presentations. The question was related quality management system used for measuring the quality of distance learning system. Mr. Papić answered that UL performed 3-year project which included the monitoring and evaluation activities of the developed digital learning platform and supporting system. They prepared the questionnaires for teachers and students. The surveys were done before and after the course and indicated the results. In future, they will work on the total quality control system at the UL.

Prof. Danilo Nikolić emphasized at the end about the next obligations related to the equipment specification in the project for Montenegrin and Albanian HEIs. The UoM is using Zoom and BigBlueButton (BBB). The partners agreed to organize a bilateral meeting at the UL.

### Photos of the meeting



### Disclaimer

"The European Commission's support for the production of this publication does not constitute an endorsement of the contents, which reflect the views only of the authors, and the Commission cannot be held responsible for any use which may be made of the information contained therein."